

First Church Congregational Survey - Fall 2009

1. Please rate the degree to which you currently believe, "We, the people of First UU Church of San Diego:"													
	1	2	3	4	5	6	7	8	9	10	N/A	Rating Average	Response Count
1.) Are comforted & challenged by WORSHIP that appeals to our hearts, minds, & values.	2.1% (4)	1.0% (2)	1.0% (2)	1.6% (3)	4.7% (9)	4.2% (8)	8.4% (16)	20.4% (39)	28.8% (55)	24.6% (47)	3.1% (6)	8.15	191
2.) Are comforted & challenged by SUPPORTING PROGRAMS that appeal to our hearts, minds, & values.	0.5% (1)	1.1% (2)	2.1% (4)	1.6% (3)	6.3% (12)	6.3% (12)	15.9% (30)	20.1% (38)	27.0% (51)	15.3% (29)	3.7% (7)	7.82	189
3.) Welcome & celebrate a variety of spiritual paths.	1.0% (2)	0.0% (0)	0.5% (1)	1.0% (2)	3.1% (6)	4.2% (8)	7.3% (14)	14.7% (28)	28.8% (55)	37.2% (71)	2.1% (4)	8.65	191
4.) Are an INTENTIONALLY DIVERSE, MULTICULTURAL COMMUNITY where gifts can be discovered, nurtured, & shared.	1.0% (2)	0.5% (1)	2.6% (5)	3.1% (6)	9.4% (18)	5.2% (10)	13.5% (26)	15.1% (29)	21.9% (42)	25.0% (48)	2.6% (5)	7.83	192
5.) Are a WELCOMING COMMUNITY where gifts can be discovered, nurtured, & shared.	1.0% (2)	0.5% (1)	2.1% (4)	3.1% (6)	4.6% (9)	8.2% (16)	9.8% (19)	18.6% (36)	27.3% (53)	23.2% (45)	1.5% (3)	8.01	194
6.) Identify & challenge oppression within & beyond our church community so that all people may have their worth & dignity affirmed.	0.0% (0)	2.6% (5)	2.6% (5)	2.6% (5)	4.1% (8)	8.7% (17)	12.8% (25)	24.5% (48)	21.4% (42)	17.9% (35)	3.1% (6)	7.76	196
	answered question												207
	skipped question												5

2. Please rate the degree to which you currently believe, "We, the people of First UU Church of San Diego:"

	1	2	3	4	5	6	7	8	9	10	N/A	Rating Average	Response Count
7.) Create a space that FOSTERS GROWTH IN SPIRIT, PERSON, KNOWLEDGE, & SKILLS in a safe environment.	2.0% (4)	1.5% (3)	0.5% (1)	0.5% (1)	4.0% (8)	5.5% (11)	10.0% (20)	21.9% (44)	27.4% (55)	25.4% (51)	1.5% (3)	8.18	201
8.) Create a space that SUPPORTS FAMILIES IN ALL THEIR CONFIGURATIONS.	0.5% (1)	0.5% (1)	1.0% (2)	0.5% (1)	3.0% (6)	4.0% (8)	7.5% (15)	19.1% (38)	25.1% (50)	33.2% (66)	5.5% (11)	8.56	199
9.) Cherish compassionate relationships that enable us to care for & support each other in times of joy & sorrow.	0.5% (1)	0.5% (1)	1.0% (2)	3.5% (7)	2.5% (5)	2.5% (5)	8.0% (16)	20.0% (40)	28.5% (57)	31.0% (62)	2.0% (4)	8.45	200
10.) Address the needs & issues necessary to produce a more just, equitable, & compassionate society for each other, all beings, & the planet.	1.0% (2)	1.5% (3)	3.0% (6)	0.5% (1)	4.5% (9)	4.5% (9)	13.6% (27)	27.3% (54)	22.2% (44)	20.7% (41)	1.0% (2)	7.94	198
11.) [Ensure] our facilities are well maintained, environmentally responsible, accessible, aesthetically pleasing, & technologically current.	2.0% (4)	3.5% (7)	3.0% (6)	4.0% (8)	7.5% (15)	9.0% (18)	15.0% (30)	20.0% (40)	18.0% (36)	16.5% (33)	1.5% (3)	7.28	200
	<i>answered question</i>												202
	<i>skipped question</i>												10

3. Please rate the degree to which you currently believe, "We, the people of First UU Church of San Diego:"

	1	2	3	4	5	6	7	8	9	10	N/A	Rating Average	Response Count
12.) Affirm Unitarian Universalism & its Seven Principles at the CONGREGATIONAL level.	0.5% (1)	1.0% (2)	0.0% (0)	1.5% (3)	3.0% (6)	3.5% (7)	9.0% (18)	20.6% (41)	25.6% (51)	31.2% (62)	4.0% (8)	8.49	199
13.) Affirm Unitarian Universalism & its Seven Principles at the CLUSTER level.	0.0% (0)	0.5% (1)	0.0% (0)	1.5% (3)	1.5% (3)	5.6% (11)	6.6% (13)	12.2% (24)	13.3% (26)	19.4% (38)	39.3% (77)	8.34	196
14.) Affirm Unitarian Universalism & its Seven Principles at the DISTRICT level.	0.0% (0)	0.5% (1)	1.0% (2)	0.5% (1)	2.6% (5)	5.2% (10)	6.7% (13)	10.3% (20)	11.3% (22)	16.5% (32)	45.4% (88)	8.17	194
15.) Affirm Unitarian Universalism & its Seven Principles at the CONTINENTAL level.	0.0% (0)	0.5% (1)	0.0% (0)	2.6% (5)	1.0% (2)	7.3% (14)	5.2% (10)	12.4% (24)	13.0% (25)	18.1% (35)	39.9% (77)	8.22	193
16.) Are generous with our resources, time, & talents both to our church & to others in need.	1.0% (2)	1.5% (3)	1.0% (2)	1.0% (2)	5.0% (10)	6.5% (13)	9.5% (19)	19.1% (38)	24.1% (48)	26.6% (53)	4.5% (9)	8.15	199
Section 1 Comments:													55
<i>answered question</i>													199
<i>skipped question</i>													13

4. Please rate the degree to which you currently:													
	1	2	3	4	5	6	7	8	9	10	N/A	Rating Average	Response Count
17.) Are satisfied with the progress thus far in establishing a South Bay campus.	0.0% (0)	1.5% (3)	2.0% (4)	3.0% (6)	6.6% (13)	6.6% (13)	9.1% (18)	15.7% (31)	10.2% (20)	11.2% (22)	34.0% (67)	7.38	197
18.) Believe the South Bay campus contributes to the well-being of FIRST CHURCH.	2.0% (4)	1.5% (3)	3.6% (7)	3.0% (6)	9.6% (19)	3.6% (7)	11.2% (22)	15.2% (30)	13.2% (26)	12.2% (24)	24.9% (49)	7.16	197
19.) Believe the South Bay campus contributes to the well-being of COMMUNITIES IN THE SOUTH BAY.	0.0% (0)	0.5% (1)	2.0% (4)	1.5% (3)	4.1% (8)	3.6% (7)	5.1% (10)	18.9% (37)	13.8% (27)	17.3% (34)	33.2% (65)	8.07	196
20.) Feel personally connected to the South Bay campus.	18.4% (36)	15.8% (31)	8.7% (17)	4.1% (8)	6.6% (13)	8.7% (17)	4.1% (8)	6.1% (12)	3.1% (6)	2.6% (5)	21.9% (43)	3.95	196
21.) Are satisfied with the Saturday afternoon worship service.	4.1% (8)	2.6% (5)	4.1% (8)	2.6% (5)	6.7% (13)	3.6% (7)	8.2% (16)	8.8% (17)	4.6% (9)	4.6% (9)	50.0% (97)	6.06	194
22.) Are satisfied with the progress made to implement a structured & integrated program for youth.	1.5% (3)	1.0% (2)	0.0% (0)	2.0% (4)	2.0% (4)	2.5% (5)	6.6% (13)	10.2% (20)	16.8% (33)	20.3% (40)	37.1% (73)	8.23	197
23.) Understand how financial support enables the church's mission & vision to be attained.	0.5% (1)	0.5% (1)	1.0% (2)	1.0% (2)	3.6% (7)	0.5% (1)	4.6% (9)	16.2% (32)	22.3% (44)	42.1% (83)	7.6% (15)	8.81	197
Comments on Section 2:													44
answered question													198
skipped question													14



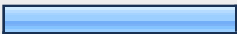







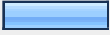



5. Please rate the degree to which you currently:													
	1	2	3	4	5	6	7	8	9	10	N/A	Rating Average	Response Count
24.) Believe your actions make a difference in the lives of others.	1.5% (3)	0.0% (0)	0.0% (0)	1.5% (3)	3.1% (6)	5.7% (11)	9.3% (18)	19.1% (37)	20.1% (39)	38.7% (75)	1.0% (2)	8.51	194
25.) Understand the relationship between your own spiritual development & your actions in the area of social justice.	0.5% (1)	0.5% (1)	1.0% (2)	1.6% (3)	3.6% (7)	6.2% (12)	11.9% (23)	21.2% (41)	21.2% (41)	30.1% (58)	2.1% (4)	8.29	193
26.) Are satisfied with the positive impact you make on the lives of others.	0.0% (0)	2.6% (5)	1.6% (3)	2.1% (4)	11.5% (22)	9.4% (18)	17.2% (33)	24.0% (46)	20.8% (40)	9.9% (19)	1.0% (2)	7.38	192
27.) Act more wisely & compassionately in the world as a result of your experiences at First Church.	1.0% (2)	1.6% (3)	1.0% (2)	1.0% (2)	2.1% (4)	2.1% (4)	10.9% (21)	22.9% (44)	25.0% (48)	29.7% (57)	2.6% (5)	8.38	192
28.) Believe your life has meaning & purpose.	1.0% (2)	1.0% (2)	0.5% (1)	1.0% (2)	5.7% (11)	2.1% (4)	8.2% (16)	17.5% (34)	22.2% (43)	39.2% (76)	1.5% (3)	8.52	194
29.) Are satisfied with your efforts to address issues of social justice.	0.5% (1)	2.6% (5)	3.1% (6)	4.2% (8)	13.5% (26)	12.0% (23)	17.7% (34)	20.8% (40)	13.5% (26)	9.4% (18)	2.6% (5)	6.96	192
30.) Feel personally connected to First Church's Outcome/Ends Statements (mission, vision, goals).	2.1% (4)	2.1% (4)	4.7% (9)	3.1% (6)	9.3% (18)	10.4% (20)	16.1% (31)	18.1% (35)	13.0% (25)	16.1% (31)	5.2% (10)	7.13	193
	answered question												194
	skipped question												18

6. Please rate the degree to which you currently:													
	1	2	3	4	5	6	7	8	9	10	N/A	Rating Average	Response Count
31.) Feel a sense of belonging to a religious community WITHIN First Church.	2.0% (4)	2.6% (5)	5.6% (11)	2.6% (5)	5.6% (11)	5.6% (11)	11.2% (22)	21.4% (42)	17.3% (34)	23.0% (45)	3.1% (6)	7.55	196
32.) Feel a sense of belonging to a community OUTSIDE THE WALLS of First Church.	1.0% (2)	1.5% (3)	2.6% (5)	4.1% (8)	6.1% (12)	9.7% (19)	12.8% (25)	21.9% (43)	16.3% (32)	19.9% (39)	4.1% (8)	7.59	196
33.) Believe your actions contribute to the well-being of First Church.	2.6% (5)	0.5% (1)	2.6% (5)	4.1% (8)	6.2% (12)	7.2% (14)	14.9% (29)	16.4% (32)	19.0% (37)	24.1% (47)	2.6% (5)	7.68	195
34.) Live out your religious values in the world.	0.0% (0)	1.0% (2)	1.0% (2)	2.6% (5)	2.6% (5)	4.1% (8)	11.2% (22)	24.5% (48)	23.5% (46)	27.6% (54)	2.0% (4)	8.31	196
35.) Have an appreciation of your own talents & gifts.	0.5% (1)	0.5% (1)	1.0% (2)	1.5% (3)	3.6% (7)	4.6% (9)	15.8% (31)	24.0% (47)	26.0% (51)	21.9% (43)	0.5% (1)	8.16	196
	<i>answered question</i>												196
	<i>skipped question</i>												16

7. Please rate the degree to which you currently:													
	1	2	3	4	5	6	7	8	9	10	N/A	Rating Average	Response Count
36.) Have experienced real transformation/transformational moments IN YOUR LIFE.	1.6% (3)	1.0% (2)	3.6% (7)	1.6% (3)	5.7% (11)	7.8% (15)	9.8% (19)	17.1% (33)	17.6% (34)	31.1% (60)	3.1% (6)	7.96	193
37.) Have experienced real transformation/transformational moments IN THE PAST 12 MONTHS.	4.7% (9)	6.2% (12)	4.7% (9)	6.2% (12)	8.3% (16)	7.3% (14)	13.5% (26)	12.4% (24)	10.9% (21)	17.6% (34)	8.3% (16)	6.64	193
38.) Have experienced real transformation/transformational moments AS A RESULT OF YOUR EXPERIENCES AT FIRST CHURCH.	4.6% (9)	4.6% (9)	5.6% (11)	4.6% (9)	10.3% (20)	10.8% (21)	9.2% (18)	16.9% (33)	11.3% (22)	17.4% (34)	4.6% (9)	6.72	195
39.) Live a life of INTEGRITY.	0.5% (1)	0.5% (1)	1.0% (2)	1.0% (2)	4.1% (8)	3.1% (6)	8.2% (16)	20.6% (40)	32.0% (62)	27.8% (54)	1.0% (2)	8.45	194
40.) Live a life of SERVICE.	0.0% (0)	1.6% (3)	3.6% (7)	3.1% (6)	5.2% (10)	7.3% (14)	16.6% (32)	19.2% (37)	25.9% (50)	17.1% (33)	0.5% (1)	7.73	193
41.) Work on issues related to your own spiritual development on an on-going basis.	2.1% (4)	2.1% (4)	1.6% (3)	0.5% (1)	11.4% (22)	9.3% (18)	11.9% (23)	21.2% (41)	19.7% (38)	17.6% (34)	2.6% (5)	7.52	193
42.) Have a sense of joy in your life.	0.0% (0)	1.0% (2)	2.6% (5)	2.1% (4)	3.1% (6)	4.7% (9)	11.4% (22)	21.2% (41)	23.3% (45)	29.5% (57)	1.0% (2)	8.25	193
Comments on Section 3:													29
answered question													195
skipped question													17

8. How likely would you be to:												
	1	2	3	4	5	6	7	8	9	10	Rating Average	Response Count
43.) Recommend FIRST CHURCH to a friend or relative?	1.6% (3)	1.0% (2)	1.0% (2)	0.0% (0)	2.1% (4)	4.7% (9)	5.7% (11)	17.7% (34)	18.2% (35)	47.9% (92)	8.70	192
44.) Recommend the SOUTH BAY CAMPUS to a friend or relative?	4.9% (9)	1.1% (2)	3.3% (6)	3.8% (7)	12.0% (22)	9.8% (18)	10.4% (19)	12.0% (22)	10.4% (19)	32.2% (59)	7.36	183
45.) Recommend the SATURDAY AFTERNOON WORSHIP SERVICE to a friend or relative?	7.1% (13)	3.8% (7)	4.9% (9)	2.2% (4)	14.7% (27)	9.2% (17)	12.5% (23)	10.3% (19)	12.0% (22)	23.4% (43)	6.78	184
Comments on Section 4:												30
answered question												192
skipped question												20

9. 46.) I am currently a member of the following group(s) &/or communities at First Church: (Please check ALL that apply.)

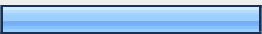

		Response Percent	Response Count
Board of Trustees		6.8%	6
Caring Ministry Team		15.9%	14
Community Life Ministry Team		20.5%	18
Denominational Affairs Ministry Team		5.7%	5
Generosity Ministry Team		10.2%	9
Journey Toward Wholeness		9.1%	8
Lifespan Religious Growth & Learning Ministry Team		11.4%	10
Social Justice Ministry Team		11.4%	10
Spiritual Friendship (Covenant) Group		48.9%	43
Staff		4.5%	4
UUs of South Bay		9.1%	8
Worship & Program Ministry Team		12.5%	11
Young Adult 25-35 Year-Old Group		8.0%	7
Young Adult Campus Ministry Group		0.0%	0
Young Adult Mystery Squad 18-24 Year-Old Group (YAMS)		1.1%	1



	Other (Please specify):	68
	answered question	88
	skipped question	124



10. 47.) During the past 12 months, on the average, how frequently have you attended SUNDAY services?				
		Response Average	Response Total	Response Count
Times/Month		4.17	750	180
	answered question			180
	skipped question			32



11. 48.) During the past 12 months, on the average, how frequently have you attended SATURDAY AFTERNOON services?				
		Response Average	Response Total	Response Count
Times/Month		0.44	77	177
	answered question			177
	skipped question			35



12. 49.) During the past 12 months, on the average, how frequently have you attended SOUTH BAY CAMPUS services?				
		Response Average	Response Total	Response Count
Times/Month		0.51	91	180
			<i>answered question</i>	180
			<i>skipped question</i>	32



13. 50.) During the past 12 months, have you contributed volunteer time TO FIRST CHURCH?				
		Response Percent	Response Count	
No		22.7%	41	
Yes		77.3%	140	
(Approximate hours per month)			130	
			<i>answered question</i>	181
			<i>skipped question</i>	31



14. 51.) During the past 12 months, have you contributed volunteer time TO ORGANIZATIONS OUTSIDE OF FIRST CHURCH?			Response Percent	Response Count
No			27.5%	50
Yes			72.5%	132
(Approx. hours per month)				117
<i>answered question</i>				182
<i>skipped question</i>				30



15. 52.) During the past 12 months, have you made a financial pledge to First Church's ANNUAL OPERATING BUDGET?			Response Percent	Response Count
Yes			93.3%	168
No			6.7%	12
<i>answered question</i>				180
<i>skipped question</i>				32



16. 53.) If the answer to the previous question (#52) was "Yes," was your pledge an increase over the year before?			Response Percent	Response Count
Yes			44.3%	77
No			55.7%	97
			<i>answered question</i>	174
			<i>skipped question</i>	38

17. 54.) During the past 12 months, have you made a financial pledge to THE CAPITAL CAMPAIGN TO REBUILD BARD HALL?			Response Percent	Response Count
Yes			60.0%	108
No			40.0%	72
			<i>answered question</i>	180
			<i>skipped question</i>	32



18. 55.) If the answer to the previous question (#54) was "Yes," have you MADE AT LEAST 1 PAYMENT on that capital campaign pledge?			
		Response Percent	Response Count
No		20.3%	24
Yes		79.7%	94
		<i>answered question</i>	118
		<i>skipped question</i>	94

19. 56.) Do you have an EMAIL account?			
		Response Percent	Response Count
No		7.7%	14
Yes		92.3%	167
		<i>answered question</i>	181
		<i>skipped question</i>	31




20. 57.) Do you have a FACEBOOK account?			Response Percent	Response Count
Yes			50.8%	92
No			49.2%	89
			<i>answered question</i>	181
			<i>skipped question</i>	31



21. 58.) Do you have a TWITTER account?			Response Percent	Response Count
Yes			10.7%	19
No			89.3%	159
			<i>answered question</i>	178
			<i>skipped question</i>	34

22. 59.) Do you listen or subscribe to POD CASTS?

		Response Percent	Response Count
Yes		21.5%	39
No		78.5%	142
		<i>answered question</i>	181
		<i>skipped question</i>	31

23. 60.) Do you read the "Window" ONLINE, IN PRINT, or NOT AT ALL?




		Response Percent	Response Count
Online		74.4%	134
In print		15.6%	28
Not at all		10.0%	18
		<i>answered question</i>	180
		<i>skipped question</i>	32

24. 61.) The PRIMARY LOCATION where I attend services is:			
		Response Percent	Response Count
Hillcrest		96.6%	171
South Bay		3.4%	6
<i>answered question</i>			177
<i>skipped question</i>			35



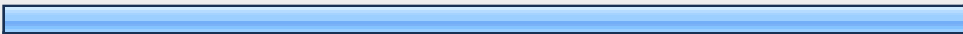



25. 62.) Length of time ATTENDING First Church (including South Bay)?				
		Response Average	Response Total	Response Count
Years		19.43	3,381	174
<i>answered question</i>			174	
<i>skipped question</i>			38	

26. 63.) Length of time AS A MEMBER of First Church (including South Bay)?				
		Response Average	Response Total	Response Count
Years		15.48	2,771	179
<i>answered question</i>			179	
<i>skipped question</i>			33	







27. 64.) Gender Identification

		Response Percent	Response Count
Female		65.7%	119
Male		33.7%	61
Transgender, Female Identified		0.0%	0
Trangender, Male Identified		0.0%	0
Other		0.6%	1
		Please specify:	1
		<i>answered question</i>	181
		<i>skipped question</i>	31



28. 65.) Sexual Orientation

		Response Percent	Response Count
Bisexual		3.9%	7
Gay		4.4%	8
Heterosexual		85.0%	153
Lesbian		5.0%	9
Queer		0.6%	1
Other:		1.1%	2
		(Please specify)	1
		answered question	180
		skipped question	32

29. 66.) Racial/Ethnic Background (Check all that apply)

		Response Percent	Response Count
African American/Black		0.6%	1
American Indian/Alaska Native		1.7%	3
Asian		0.6%	1
Asian Pacific Islander		0.0%	0
Hispanic/Latino(a)		1.7%	3
White		95.5%	168
Other		4.0%	7
	(Please specify)		12
		answered question	176
		skipped question	36

30. 67.) Do you consider your family interracial/multiracial?



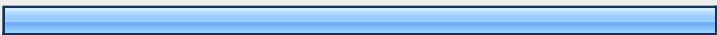
		Response Percent	Response Count
Yes		22.2%	37
No		77.8%	130
		answered question	167
		skipped question	45

31. 68.) Age				
		Response Average	Response Total	Response Count
Years old		61.11	9,778	160
	<i>answered question</i>			160
	<i>skipped question</i>			52

32. 69.) Zip Code			
			Response Count
			148
	<i>answered question</i>		148
	<i>skipped question</i>		64

33. If you wish to share any final thoughts with us, please do so here:			
			Response Count
			62
	<i>answered question</i>		62
	<i>skipped question</i>		150

34. OPTIONAL: If you wish, you may leave your contact information:

		Response Percent	Response Count
Name (OPTIONAL):		98.1%	53
Email (OPTIONAL):		75.9%	41
Phone (OPTIONAL):		63.0%	34
		<i>answered question</i>	54
		<i>skipped question</i>	158